

PRODEMAND

YMMS: 2016 Ford F-150 XLT
Engine: 5.0L Eng
VIN:

Oct 20, 2020
License:
Odometer:

Generator - 5.0L 32V Ti-VCT

NOTE: For information on Ford Color Coded Illustrations refer to *COLOR-CODING - FORD*.

REMOVAL

Disconnect the battery. Refer to: Battery Disconnect and Connect .

1.

Remove the accessory drive belt tensioner. Refer to: Accessory Drive Belt Tensioner .

2.

Remove the M10 x 90mm generator bolt.

1.


Torque: 35 lb.ft (47 Nm)

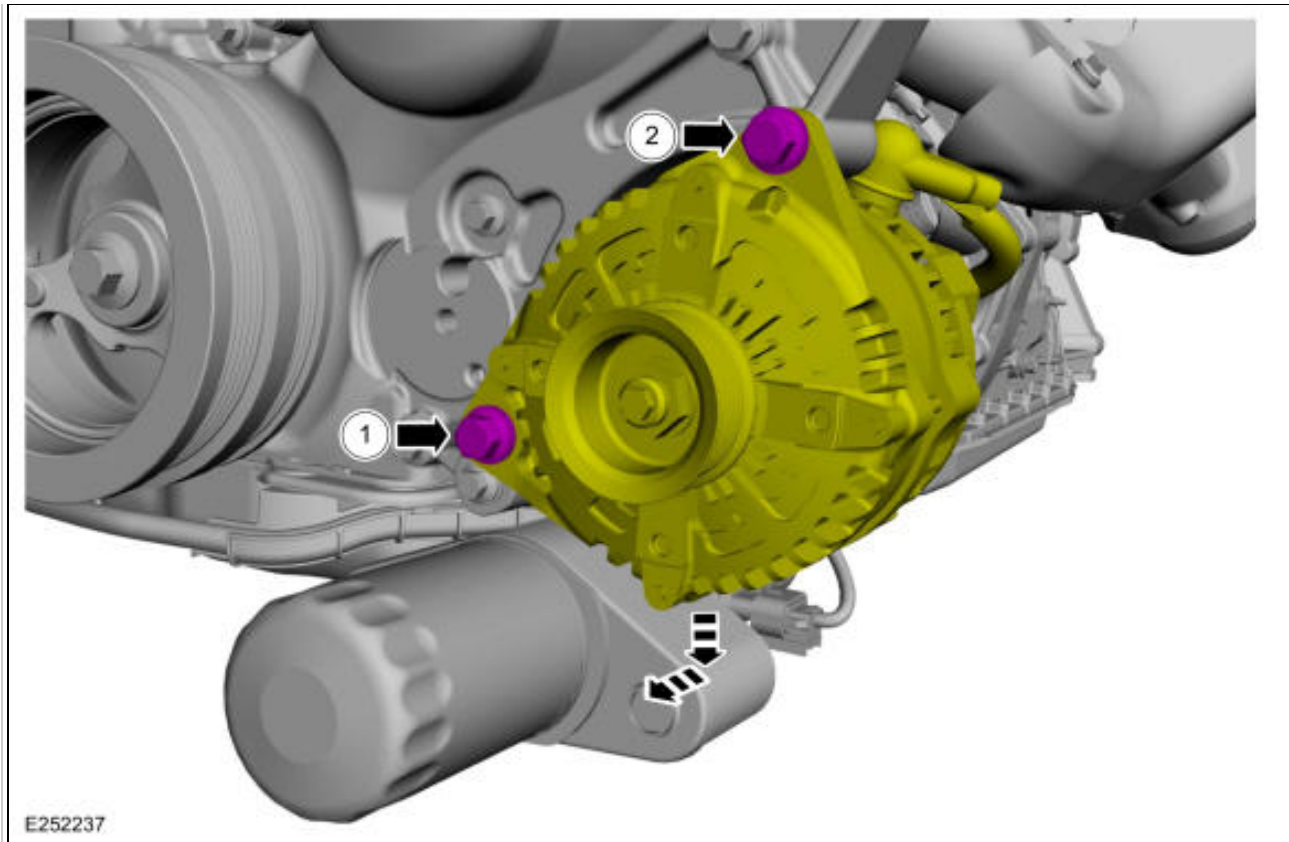
Remove the M10 x 40mm generator bolt and position the generator.

2.

Torque: 35 lb.ft (47 Nm)

3.





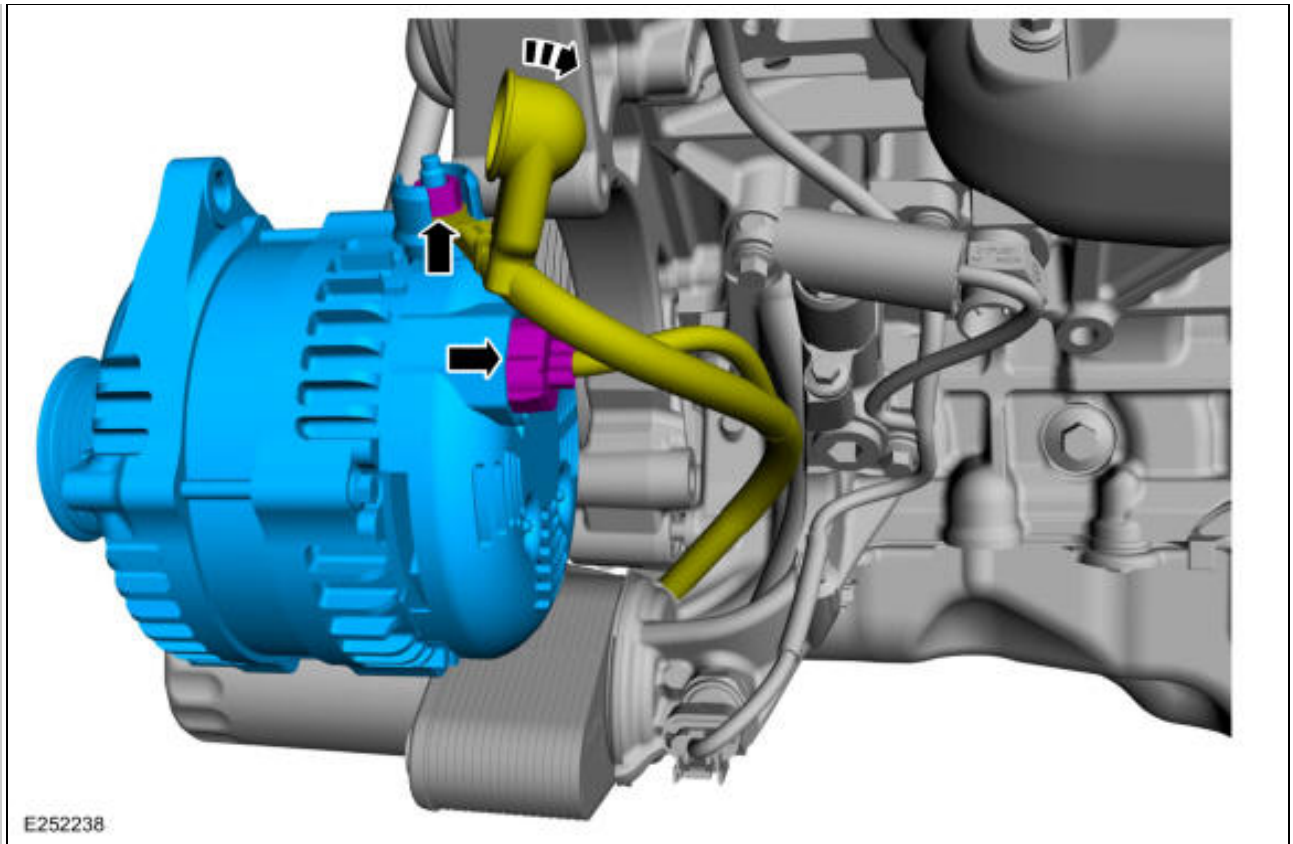
Courtesy of FORD MOTOR COMPANY

4.

NOTE: When installing the B+ terminal nut to the generator, finger-start the nut before tightening or component damage may occur.

Position the B+ wire protective cover, remove the nut and position the B+ wire. Disconnect the electrical connector and remove the generator.

Torque: 150 lb.in (17 Nm)



E252238

Courtesy of FORD MOTOR COMPANY

INSTALLATION

To install, reverse the removal procedure.

1.