


Truck Payload | 2016

Basic Truck Weight Definitions

Actual Weights

• Base Curb Weight

- The weight of the vehicle including standard equipment, oil, lubricants and a full tank of fuel. It does not include the weight of driver, passengers, cargo or any optional or aftermarket equipment
- Base curb weights for each engine/standard equipment transmission combination are listed in the Weight Ratings pages of each vehicle section (see the chart on page 4-3 for reference pages)
- Actual Regular Production Option Content Weights can be found in the charts on pages 4-8 to 4-18



- #### • Option Weights: The weight of any added equipment that is not included in the base curb weight

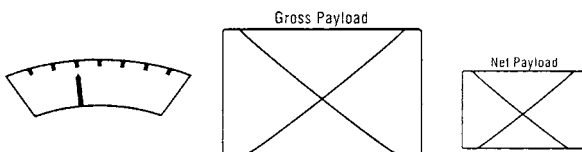


- #### • Passenger Weight: Defined as 150 lbs. multiplied by the number of safety-belted seating positions, including the driver, that the vehicle can carry



• Payload

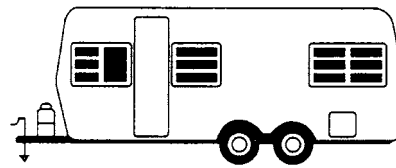
- Maximum payload is defined as the weight of all passengers, optional and aftermarket equipment, and cargo
- Net payload is defined as the weight that can be placed in the truck after subtracting for driver, passengers, and optional and aftermarket equipment



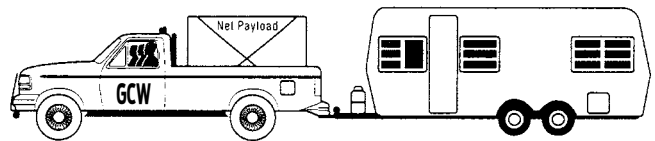
- #### • Gross Vehicle Weight (GVW): The weight of the vehicle including driver, passengers, optional and aftermarket equipment, and all cargo



- #### • Trailer Weight: The weight of a fully loaded trailer, including all attachments, lights, etc.



- #### • Gross Combination Weight (GCW): Gross vehicle weight plus the trailer weight



- **Gross Axle Weight:** The total weight placed on each axle of the vehicle (front and rear)
- **Tongue Weight:** The amount of the trailer's weight that bears down on the trailer hitch (10 to 15 percent of the total loaded conventional trailer weight or 15 to 25 percent of the total loaded 5th-wheel trailer weight)
- **Weight Distribution:** That portion of a vehicle's total weight that will be supported by each axle and each tire. Proper distribution of vehicle weight is critical to braking, handling and to the service life of components such as axles, springs, bearings and tires

2016 Truck Payload


Basic Truck Weight Definitions cont'd

Weight Ratings

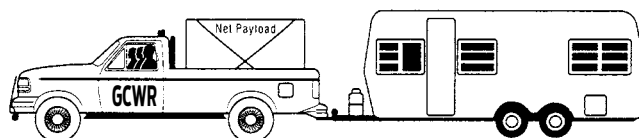
- **Maximum Payload Weight Rating:** This is the advertised payload rating. It is the maximum allowable payload for the truck, including driver, passengers, optional and aftermarket equipment, and cargo. The weight of the engine and its standard transmission is already factored into the Maximum Payload Weight Rating. If the engine is also available with an optional transmission, that engine/transmission weight can be found in the Actual Regular Production Option Content Weight charts (pages 4-8 to 4-18)

Vehicle Payload Calculation	Front/Total (lbs.)
Maximum Payload Weight Rating ⁽¹⁾	___ / ___
Less Total Actual Regular Production Option Content Weight (from Line A, Payload/GVWR Worksheet)	___ / ___
Equals NET TOTAL VEHICLE PAYLOAD (Front and rear axles and spring capacities will be sufficient to carry this payload uniformly distributed in vehicle cargo area)	___ / ___

- **Gross Vehicle Weight Rating (GVWR):** The maximum allowable weight of the fully loaded vehicle (including passengers and cargo)



- **Gross Axle Weight Rating (GAWR):** The maximum allowable weight to be placed on an individual axle (front or rear). Gross Axle Weight Ratings are provided for both front and rear axles
- **Gross Combination Weight Rating (GCWR):** The maximum allowable weight of the towing vehicle, the trailer and all associated passengers, cargo and equipment



The point to remember is that the actual weights should never exceed the listed weight ratings. And remind your customers that if they do exceed the recommended weight ratings, they could disqualify their warranty coverage.

(1) Weight for driver and passengers must be deducted. Refer to the individual vehicle weight rating pages for maximum payload weight ratings. Refer to pages 4-8 to 4-18 for Actual Regular Production Option Content Weight.

NOTE: Front springs are computer selected to meet specific option requirements for each vehicle; Heavy-duty front springs are standard if vehicle option weights required.

Truck Payload | 2016

Maximum Payload Weight Ratings

The Payload Weight Ratings and the Accessory Reserve Capacity⁽¹⁾ (ARC) or maximum allowable weight for regular production option charts are published and can be found in the weight ratings pages of the individual vehicle sections. This information is grouped together with other model, engine/transmission and maximum gross vehicle weight rating (GVWR) data for ease of use.

The chart below will serve to direct you to the exact pages where the vehicle weight ratings can be located.

2016 Vehicle Sections	Maximum Payload and ARC ⁽¹⁾ Weight Page(s)
F-150	88–89
F-Series Super Duty Pickup F-250 F-350 SRW F-350 DRW F-450 DRW	76 77–80 80, 81 81
F-Series Super Duty Chassis Cab F-350 SRW Standard GVWR F-350 SRW Available GVWR F-350 DRW F-450 F-550	62, 63 64 65 66 67, 68
E-Series Cutaway and Stripped Chassis	34
Transit Connect	45
Transit Van Wagon Cutaway/Chassis Cab	64–66 67, 68 69, 70

NOTE: Calculate approximate maximum payload weight ratings for F-650/F-750 trucks by subtracting the vehicle curb weight from the vehicle's gross vehicle weight rating (GVWR). When performing this calculation, include the weight of any upfit equipment (container bodies, booms, spreaders, etc.) as part of the curb weight and subtract from the GVWR.

Exact maximum payload ratings will automatically be calculated and displayed when configuring the F-650/F-750 models using the Commercial Truck Tools (CTT) software.

Learning Path

To use this section more easily and effectively, some background in payload basics may be useful. Refer to the following courses for help. More information on these courses, and additional truck spec'ing courses, may be found at the MyTraining website at fmcdealer.com/mytraining.

Course Code	Course Name	Description
3461W2	Truck — Essential Knowledge for Spec'ing Trucks	Web-based course covering key concepts for spec'ing trucks for a variety of applications

(1) Accessory Reserve Capacity (ARC) weight is the maximum allowable weight for regular production options and aftermarket equipment for models with standard equipment and the indicated engine/transmission combination.

2016 | Truck Payload

Accessory Reserve Capacity (ARC) Calculation

This section provides the information needed to calculate the effect that vehicle options have on the payload capacity of Ford light trucks.

This information is useful to customers who plan to add aftermarket accessories or haul cargo at or near the vehicle's maximum capacity.

This section includes charts for each series, listing the maximum allowable weights for each GVWR.

Accessory Reserve Capacity

You can help prospective buyers estimate the total weight of accessories, equipment and modifications that may be added to the completed vehicle.

Ford vehicles are certified for compliance with the following FMVSS (Federal Motor Vehicle Safety Standards) or CMVSS (Canadian Motor Vehicle Safety Standards):⁽¹⁾

- 204 — Steering Column Rearward Displacement
- 208 — Occupant Crash Protection
- 212 — Windshield Mounting
- 219 — Windshield Zone Intrusion
- 301 — Fuel System Integrity
- 303 — CNG Fuel System Integrity (Canadian Standard 301.2)

The total added accessory weight must not exceed the allowable weight shown in the tables. You should make retail customers who intend to modify or install accessories or equipment aware of this fact.

If the modification or installation of accessories or equipment causes the unloaded weight of the vehicle, as revised with the added equipment, to exceed the test vehicle weight, the U.S. vehicle alterer⁽²⁾ may be responsible to certify the altered vehicle according to Title 49, Code of Federal Regulations 567.7 and 568.8. A Canadian vehicle alterer may be responsible to certify the altered vehicle according to Section 6 of the Canadian Motor Vehicle Safety Regulations.

In this section, each vehicle has a worksheet that addresses Total Accessory Reserve Capacity only. It does not consider Front Axle Accessory Reserve Capacity and does not include DSO option weights in the calculations.

(1) Ford Motor Company's certification of compliance with FMVSS/CMVSS is based on specific vehicle test weights. These standards are applicable to completed vehicles of 10,000-lb. GVWR or less. Maximum allowable weights shown in the tables for vehicles above 10,000-lb. GVWRs are maximum recommended values for optimum performance, durability and customer satisfaction.

(2) The same procedure to estimate the "Total Accessory Reserve Capacity" is recommended to completed vehicle alterers in Canada.

Truck Payload | 2016

Accessory Reserve Capacity (ARC) Calculation cont'd

To approximate the amount of accessory equipment or modification weight that can be added to a Ford light truck without exceeding the test vehicle weight, calculate an estimated Total Accessory Reserve Capacity as follows:

1. Determine the "Total Actual Regular Production Option Content Weight" of the desired regular production options from the corresponding Accessory Reserve Capacity Calculation/ Worksheet on the following page.
2. Subtract the "Total Actual Regular Production Option Content Weight" from the "Maximum Allowable Weight (Regular Production Options & Aftermarket Equipment)" for the appropriate model. The difference is the estimated "Total Accessory Reserve Capacity."

Maximum Allowable Weight (Regular Production Options & Aftermarket Equipment)

– Total Actual Regular Production Option Content Weight

= Total Accessory Reserve Capacity

(See next page for example.)

Warning: The Accessory Reserve Capacity weight information addresses FMVSS and CMVSS Nos. 204, 208, 212, 219, 301 and 303 compliance only. For all light-duty trucks with a GVW rating under 8500 lbs., federally certified trucks with a GVW rating of 8500 to 10,000 lbs. that are optionally emission certified to light-duty standards and all California complete vehicles with a GVW rating of 14,000 lbs. or less, if more than 500 lbs. is added to the vehicle's "maximum vehicle weight,"⁽¹⁾ the modifier may be responsible for recertification to the applicable EPA or CARB emissions standards.

(1) Important: "Maximum vehicle weight" is calculated in accordance with the definition provided in an EPA guidance letter dated July 13, 1979, from C.N. Freed of the EPA to M.H. McBride, legal counsel of the Recreation Vehicle Industry Association. The preceding conditions are based on that letter and on EPA Advisory Circular No. 64 — a March 7, 1977, publication that provides guidance on the need for separate certification of vehicles modified after original manufacture, but prior to sale and delivery to the ultimate purchaser. Additional guidance or questions concerning EPA's policies with respect to alterers of completed vehicles should be directed to legal counsel or the Environmental Protection Agency.

2016 | Truck Payload

Accessory Reserve Capacity (ARC) Calculation/Worksheet

2016 F-150 Regular Cab XLT 4x4 with 3.5L V6

A. Model/GVWR	Maximum Allowable Weight (Regular Production Options & Aftermarket Equip.)
F-150 4x4 6050-lb. 122.4" WB	991
_____	_____
_____	_____
_____	_____
_____	_____

B. Total Actual Regular Production Opt. Content	Weight in lbs.
XLT (4x4 Reg. Cab)	11
LT245/70R17D BSW A/T	56
Spray-in Bed Liner	45
Running Boards, Tubular	22
Stowable Bed Extender	19
Trailer Tow Package (53C)	26
Total Actual Option Content Weight	179

C. Total Accessory Reserve Capacity

An amount of weight available to a customer for the purpose of adding dealer-installed or aftermarket equipment to a Ford vehicle. This equipment could include fog lamps, brush guards, etc.

For the sample vehicle, the F-150 Regular Cab XLT 4x4 122" WB with 3.5L, with the Accessory Reserve Capacity is as follows:

A. Maximum Allowable Weight (Regular Production Options and Aftermarket Equipment)	991
- B. Total Actual Regular Production Opt. Content Weight	179
= C. Total Accessory Reserve Capacity	812

A. Model/GVWR	Maximum Allowable Weight (Regular Production Options & Aftermarket Equip.)
_____	_____
_____	_____
_____	_____
_____	_____

B. Total Actual Regular Production Opt. Content	Weight in lbs.
_____	_____
_____	_____
_____	_____
_____	_____
_____	_____
_____	_____
_____	_____
_____	_____
_____	_____
Total Actual Option Content Weight	_____

C. Total Accessory Reserve Capacity

An amount of weight available to a customer for the purpose of adding dealer-installed or aftermarket equipment to a Ford vehicle. This equipment could include fog lamps, brush guards, etc.

A. Maximum Allowable Weight (Regular Production Options and Aftermarket Equipment)	_____
- B. Total Actual Regular Production Opt. Content Weight	_____
= C. Total Accessory Reserve Capacity	_____

Truck Payload | 2016

Vehicle Class Ratings by GVWR

Weight Class	GVWR Range (lbs.)	Vehicle/Model
1	Up to 6000	Transit Connect (4780–5280 lbs.) Van (4980–5270 lbs.) Wagon (4780–5280 lbs.)
2	6001 to 10,000	Transit-150 Van/Wagon (8600/8550 lbs.) Transit-250 Van (9000 lbs.) Transit-350 Van (9500–9950 lbs.) Transit-350 Wagon (9000–9400 lbs.) Transit-250 Cutaway/Chassis Cabs (9000 lbs.) Transit-350 Cutaway/Chassis Cabs (9500 and 9950 lbs.) F-150 (6010–7850 lbs.) F-250 Pickup (9900–10,000 lbs.) F-350 Pickup (10,000 lbs.) F-350 Chassis Cab SRW (9800–10,000 lbs.)
3	10,001 to 14,000	E-350 Cutaway/Stripped Chassis (11,500–12,500 lbs.) Transit-350 Van/Wagon (10,360 lbs.) Transit-350 Cutaway/Chassis Cab (10,360 lbs.) F-350 SRW (10,001–11,500 lbs.) F-350 DRW (13,500 ⁽¹⁾ –14,000 lbs.) F-350 DRW Chassis Cab (13,700–14,000 lbs.) F-450 Pickup (14,000 lbs.)
4	14,001 to 16,000	E-450 Cutaway/Stripped Chassis (14,500 lbs.) F-450 Chassis Cab (15,000–16,000 lbs.)
5	16,001 to 19,500	F-450 Chassis Cab (16,500 lbs.) F-550 (17,500 lbs. & 19,500 lbs.)
6	19,501 to 26,000	F-650 Gasoline (22,000–26,000 lbs.) Diesel (22,000–26,000 lbs.) F-750 (25,999 lbs.)
7	26,001 to 33,000	F-650 Gasoline (30,000 lbs.) Diesel (29,000 lbs.) F-750 (31,000 lbs.)
8	33,001 plus	F-750 (37,000 lbs.)

(1) 13,000 lbs. pickup box delete only.

Truck “Nominal Tonnage”

“Nominal Tonnage” is a term that Ford and other manufacturers have historically used to generally categorize the load capacity of a vehicle series; it is not a term defined by federal or state law.

Our COV (Certificate of Origin for a Vehicle) includes each particular vehicle’s shipping weight as well as the vehicle’s gross vehicle weight rating or GVWR (from which one can determine the particular vehicle’s rated carrying capacity, including driver, passengers, fluids, body upfit [if applicable] and aftermarket accessories). The COV also includes the vehicle’s “Nominal Tonnage.”

“Nominal Tonnage” provides the general usable cargo capability that most (but not all) of the vehicles with the designated nominal tonnage can expect to handle. That is, nominal tonnage states the general load capacity for each vehicle series, although particular vehicles may have a higher (or in some circumstances, lower) load capacity based on the specifications of the particular vehicle.

Relevant Vehicle Series/Nominal Tonnage Relationship Categories	
Nominal Tonnage	Vehicle
½	F-150, Transit Connect
¾	E-350 Cutaway/Stripped Chassis, Transit-150 Van/Wagon, Transit-250 Van, Transit-350 Van/Wagon, Transit-250/350 Cutaway/Chassis Cab, F-250 Pickup
1	E-450 Cutaway/Stripped Chassis, F-350 Pickup, F-350 Chassis Cab
1½	Transit-350 Van/Wagon, Transit-350 Cutaway/Chassis Cab, F-450 Pickup, F-450 Chassis Cab
2	F-550 Chassis Cab

2016

Truck Payload

Actual Regular Production Option Content Weights

F-150

Option Weight	(Front/Total) (lbs.)
TIRES:	
P245/70R17 (All-season)	(0/0)
P265/70R17 (All-terrain OWL)	(0/0)
P265/60R18 (All-season OWL) (4x2) (Regular Cab)	(8/17)
P265/60R18 (All-season OWL) (4x2) (SuperCab)	(8/17)
P265/60R18 (All-season OWL) (4x2) (SuperCrew)	(8/17)
P275/55R20 (All-season OWL) (4x2) (SuperCab)	(15/29)
P275/55R20 (All-season OWL) (4x2) (SuperCrew)	(15/29)
P275/55R20 (All-terrain OWL) (4x4) (SuperCab)	(7/14)
P275/55R20 (All-terrain OWL) (4x4) (SuperCrew)	(7/14)
LT245/70R17D (All-terrain BSW) (Regular Cab/SuperCab) (SuperCrew)	(28/56) (28/56)
LT275/65R18C (All-terrain OWL) (4x4) (SuperCab) (SuperCrew)	(3/6) (11/23)
TRIM:	
XL 4x2 (Regular Cab)	(0/0)
XL 4x2 (SuperCab)	(0/0)
XL 4x2 (SuperCrew)	(0/0)
XL 4x4 (Regular Cab)	(0/0)
XL 4x4 (SuperCab)	(0/0)
XL 4x4 (SuperCrew)	(0/0)
XLT 4x2 (Regular Cab)	(8/15)
XLT 4x2 (SuperCab)	(1/2)
XLT 4x2 (SuperCrew)	(1/2)
XLT 4x2 (Regular Cab)	(6/11)
XLT 4x2 (SuperCab)	(1/2)
XLT 4x2 (SuperCrew)	(0/0)
XLT 4x4 (Regular Cab)	(6/11)
XLT 4x4 (SuperCab)	(5/9)
XLT 4x4 (SuperCrew)	(5/9)
Lariat 4x2 (SuperCab)	(12/19)
Lariat 4x2 (SuperCrew)	(12/19)
Lariat 4x4 (SuperCab)	(12/19)
Lariat 4x4 (SuperCrew)	(12/19)
Subtotal: Front/Total	___/___

Option Weight	(Front/Total) (lbs.)
TRIM (cont'd):	
King Ranch 4x2 (SuperCrew)	(10/16)
King Ranch 4x4 (SuperCrew)	(12/20)
Limited 4x2 (SuperCrew)	TBD/TBD
Limited 4x4 (SuperCrew)	TBD/TBD
Platinum 4x2 (SuperCrew)	(12/19)
Platinum 4x4 (SuperCrew)	(13/24)
XLT Chrome Package	(0/0)
Lariat Chrome Package	(0/0)
Power Equipment Group (Fleet)	(0/0)
Trailer Tow Package	(0/11)
Max. Trailer Tow Package	(12/26)
OPTIONS:	
Single-CD, In-dash AM/FM/CD Changer	(1/1)
Axle Ratio	(0/1)
Axle Ratio, Limited-slip	(0/2)
Carpet	(2/3)
Cruise Control, Adaptive	(2/3)
Flooring, Vinyl	(0/0)
Floor Mats, Carpeted	
Regular Cab	(2/3)
SuperCab	(3/6)
SuperCrew	(3/6)
Fog Lamps	(-4/-3)
Fuel Tank, 23-gallon	(0/0)
Fuel Tank, 36-gallon (Optional)	(20/83)
Hard Bedliner	(0/45)
Subtotal: (Front/Total)	___/___
Plus Subtotal: (From 1st Column)	___/___

Truck Payload

Truck Payload

Actual Regular Production Option Content Weights cont'd

2016

F-150

Option Weight	(Front/ Total) (lbs.)
OPTIONS cont'd:	
Inflatable Rear Safety Belts (SuperCab and SuperCrew)	(1/4)
Moonroof	
Single Panel	(26/51)
Twin Panel Roof	(33/64)
Navigation System	(6/8)
Paint, Two-tone	(1/2)
Pedals, Power-adjustable	(5/7)
Pickup Box Access Steps	(16/63)
Pickup Box Lighting	(0/1)
Pickup Box Tie-Down Cleats	(2/8)
Pro Trailer Backup Assist	TBD/TBD
Rear View Camera	(0/0)
Remote Keyless Entry System	(2/4)
Remote Tailgate Release	(0/3)
Reverse Sensing System	(0/0)
Running Boards, 5" Chrome Tubular	
SuperCab	(14/26)
SuperCrew	(16/29)
Running Boards, Black Platform	
Regular Cab	(14/25)
SuperCab	(21/40)
SuperCrew	(21/40)
Running Boards, Power Deployable	(29/57)
Running Boards, Polished Stainless Steel, Tubular	
Regular Cab	(12/22)
SuperCab	(14/26)
SuperCrew	(16/29)
Seat, Vinyl 40/20/40	(0/0)
Seat, Cloth 40/20/40	(0/0)
Seat, Cloth Captain's Chairs	(0/0)
Seat, Leather Captain's Chairs	(0/0)
Seat, Power 6-way	(5/8)
Seat, Power 10-way	(7/13)
Seats (Heated/Cooled)	(4/4)
Seats (Heated Rear)	(1/1)
Subtotal: Front/Total	___/___

Option Weight	(Front/ Total) (lbs.)
OPTIONS cont'd:	
Side Mirrors, Power Heated, Signal	(1/2)
Side Mirrors, Power Heated, PowerFold, Memory	(3/6)
Side Mirrors, Manually Telescoping Trailer Tow, Manual Glass	(8/14)
Side Mirrors, Manually Telescoping Trailer Tow, Power Heated Glass	(10/17)
Side Mirrors, Power	(1/2)
Side Mirrors, Power Telescoping Trailer Tow, Heated Glass	(14/21)
SiriusXM Satellite Radio	(0/0)
Skid Plates	(18/28)
Soft Tonneau Cover	(0/25)
Spray-in Bedliner	(0/45)
Stowable Bed Extender	(-2/19)
SYNC	(1/2)
SYNC 3	(2/3)
Step Gate	(-7/40)
Trailer Brake Controller	(0/0)
Transfer Case, Electronic Shift-on-the-Fly	(0/0)
Universal Garage Door Opener	(0/0)
Wheels, 17" Machined Aluminum	(-10/-19)
Wheels, 17" Argent Steel	(0/0)
Wheels, 18" Chrome-clad Aluminum	(-3/-6)
Wheels, 18" Machined Cast Aluminum	(1/1)
Wheels, 20" Chrome-clad Aluminum	(15/34)
Wheels, 20" 6-spoke, Machined Aluminum	(17/33)
Wheels, 20" Machined Aluminum with Painted Accents	(11/22)
Wheels, 20" Premium Tarnished Dark Painted Aluminum	(TBD/TBD)
Wheel Well Liner	(4/8)
Window, Rear, Fixed Privacy Glass with Defrost	(0/0)
Window, Rear, Manual-sliding with Privacy Tint	(2/4)
Window, Rear, Power-sliding (SuperCab and SuperCrew)	(3/6)
Subtotal: (Front/Total)	___/___
Plus Subtotal: (From 1st Column)	___/___
Line A) Total Actual Option Content Weight: (Front/Total)	___/___
Maximum Payload Rating Weight Less Total Actual Regular Production Option Content Weight (from Line A above) = Net Payload	

Truck Payload

2016

Truck Payload

Actual Regular Production Option Content Weights cont'd

F-SERIES SUPER DUTY

Option Weight	(Front/Total) (lbs.)
TIRES & WHEELS:	
Less spare tire	(0/-92)
LT245/75R17E A/T OWL (DRW only)	(-1/-2)
LT245/75R17E A/T BSW (DRW only)	(-1/-2)
LT265/70R17E A/T OWL (F-250-/F-350 SRW)	(9/23)
LT275/65R18E A/S BSW (F-250/F-350 SRW)	(18/44)
LT275/70R18E A/T OWL Premium (F-250/F-350 SRW)	(28/69)
LT275/65R20E A/T OWL (F-250/F-350 SRW)	(32/81)
Wheels, 20" Cast Aluminum (SRW 4x4)	(-2/1)
Wheels, 17" x 7.5" Cast Aluminum – 5-spoke (F-250/F-350 SRW)	(-22/-43)
Wheels, 18" Forged, Polished Aluminum (F-250/F-350 SRW)	(-10/-20)
Wheels, 18" Cast Aluminum – 5-spoke (F-250/F-350 SRW)	(-22/44)
Wheels, 20" Cast Aluminum King Ranch (F-250/F-350 SRW)	(-4/-8)
Wheels, 20" Cast Aluminum (F-250/F-350 SRW 4x4 only)	(-6/-12)
Wheels, 18" Steel (F-350 SRW)	(12/24)
Wheels, 18" Cast Aluminum (F-350 SRW)	(-11/-23)
Wheels, 17" Forged Aluminum (F-350 DRW)	(-52/-104)
PACKAGES:	
Power Equipment Group (Crew Cab)	(15/21)
Power Equipment Group (Regular Cab & SuperCab)	(12/15)
Rear Auxiliary Spring Package (F-250 4x2 Gasoline)	(0/57)
Rear Auxiliary Spring Package (F-250 4x2 Diesel)	(0/38)
Rear Auxiliary Spring Package (F-250 4x4 Regular Cab)	(0/18)
Rear Auxiliary Spring Package (F-250 4x4 SuperCab & Crew Cab)	(0/38)
Skid Plate Package (Regular Cab)	(16/36)
Skid Plate Package (SuperCab) Gas	(18/36)
Skid Plate Package (Crew Cab) Gas	(20/36)
XLT Trim (Regular Cab) Gas	(18/30)
XLT Trim (SuperCab) Gas	(19/33)
XLT Trim (Crew Cab) Gas	(22/39)
King Ranch	(2/4)
Lariat Trim (SuperCab)	(24/37)
Lariat Trim (Crew Cab)	(26/42)
Platinum Trim (Crew Cab)	(6/8)
OPTIONS:	
5th-wheel/Gooseneck Hitch (understructure)	(0/108)
Adjustable Gas & Brake Pedals	(4/7)
Air Conditioning (Manual & DEATC)	(34/33)
Alternator, Extra-heavy-duty	(3/3)
Alternators, Dual	(16/16)
Subtotal: Front/Total	—/—

Option Weight	(Front/Total) (lbs.)
OPTIONS cont'd:	
Axle, Limited-slip, Rear	(0/5)
Battery, 750-CCA, 78-amp-hr	(2/2)
Bed Extender	(-2/20)
Bed Mat, 6.75' Box	(0/44)
Bed Mat, 8' Box	(0/58)
Cab Steps, Platform-type, Composite w/o Lights (Regular Cab)	(19/30)
Cab Steps, Platform-type, Composite w/o Lights (SuperCab)	(25/42)
Cab Steps, Platform-type, Composite w/o Lights (Crew Cab)	(28/48)
Cab Steps, 5" Tubular-type (SuperCab)	(16/36)
Cab Steps, 5" Tubular-type (Crew Cab)	(28/47)
Cab Steps, Lighted (Crew Cab)	(38/64)
Cab Steps, 6" Angular-type (SuperCab)	(30/57)
Cab Steps, 6" Angular-type (Crew Cab)	(35/66)
Cruise Control	(3/4)
Chrome Exhaust Tip	(0/3)
Electronic-locking Differential (Diesel Engine)	(2/5)
Electronic-locking Differential (Gasoline Engine)	(2/13)
Electronic Shift-on-the-Fly Transfer Case	(3/3)
Ford Telematics™ powered by Telogis®	(3/3)
Tailgate Step	(-8/33)
5th-wheel Hitch Assembly	(0/134)
Gooseneck Hitch Kit	(0/8)
Floor Cover, Carpet	(3/3)
Floor Mats, All-weather (Regular Cab)	(6/10)
Floor Mats, All-weather (SuperCab)	(10/16)
Floor Mats, All-weather (Crew Cab)	(10/16)
Floor Mats, King Ranch	(4/5)
Fog Lamps	(3/3)
FX4 Off-Road Package	(2/4)
Heated/Cooled Seats (Driver & Passenger)	(3/4)
Heater, Engine Block	(1/1)
Heater, Supplemental Cab	(3/3)
King Ranch Chrome	(6/8)
Lights, Roof Clearance	(1/1)
Mirror, Electrochromic	(1/1)
Mirror, Electrochromic with Video Display	(1/2)
Mirrors, Trailer Tow, Manual – Gas	(13/18)
Moldings, Bodyside	(2/3)
Moonroof, Power Slide	(20/36)
Pickup Box Delete (SRW)	(2/-547)
Pickup Box Delete (DRW)	(2/-588)
Power Driver Seat (6-way)	(5/7)
Power Driver & Passenger Seat (10-way)	(18/25)
Subtotal: Front/Total	—/—

Truck Payload

Truck Payload

Actual Regular Production Option Content Weights cont'd

2016

F-SERIES SUPER DUTY

Option Weight	(Front/ Total) (lbs.)
OPTIONS cont'd:	
Radio Delete	(5/7)
Radio – AM/FM Stereo/Single-CD/MP3 with 4 Speakers	(3/4)
Radio – AM/FM Stereo/Single CD/MP3 with 8 Speakers and Subwoofer	(5/9)
Radio – AM/FM Stereo/Single-CD/MP3 with Voice-activated Navigation, 8 Speakers and Subwoofer (SuperCab/Crew Cab)	(7/13)
Rear Stabilizer Bar – 4x2 4x4	(2/28)
Rear Window Defrost	(1/3)
Reverse Vehicle Sensor System	(0/1)
Seats, Individual 40/20/40 Bench	(1/-1)
Seats, Individual 40/40 Driver & Passenger	(-4/-7)
Seats, Load Floor Rear Bench (Crew Cab)	(9/18)
Seat, Driver, 6-way Power Adjust	(5/7)
Seat, Driver/Passenger 10-way Power	(18/25)
Seats, Heated/Cooled, Driver/Passenger	(3/4)
SiriusXM Satellite Radio	(2/3)
Splash Guards (SRW)	(2/4)
Splash Guards (DRW)	(0/8)
Spray-in Bedliner (6.75' Box)	(0/16)
Spray-in Bedliner (8.0' Box)	(1/20)
SYNC	(1/1)
Tonneau Cover (Rollup)	(5/30)
Trailer Brake Controller	(1/1)
Window, Manual-sliding Rear	(5/7)
Window, Power-sliding Rear	(5/8)
Subtotal pg. 4-10 Col. 1: (Front/Total)	___/___
Subtotal pg. 4-10 Col. 2: (Front/Total)	___/___
Subtotal pg. 4-11: (Front/Total)	___/___
Line A) Total Actual Option Content Weight: (Front/Total)	___/___
Maximum Payload Rating Weight Less Total Actual Regular Production Option Content Weight (from Line A above) = Net Payload	

E-SERIES STRIPPED CHASSIS

Option Weight	(Front/ Total) (lbs.)
REAR DIFFERENTIAL:	
Limited-slip Rear Axle (E-350/E-450 DRW)	(0/4)
TIRE EQUIPMENT:	
Spare Tire (LT225/75R16E)	(-5/37)
Spare Tire (LT245/75R16E)	(-6/43)
Spare Wheel	(-5/35)
PACKAGES:	
A/C Prep	(24/25)
OPTIONS:	
Alternator, Extra-heavy-duty	(3/3)
Brakes, Anti-spin Traction	(-1/-2)
Crew Chief	(1/1)
Fuel Tank, 40-gallon (Gas) E-450	(18/-107)
Fuel Tank, 55-gallon (Gas) E-350	(18/-107)
Heater, Engine Block	(1/1)
Jack, 2-ton Mechanical (SRW)	(-1/6)
Jack, 4-ton Hydraulic (DRW)	(-2/13)
Transmission PTO Provision	(5/7)
Upfitter Switch Pack	(2/2)
Wheels, Sport Wheel Covers	(2/4)
Subtotal: (Front/Total)	___/___
Line A) Total Actual Option Content Weight: (Front/Total)	___/___

2016

Truck Payload

Actual Regular Production Option Content Weights cont'd

E-SERIES CUTAWAY

Option Weight	(Front/Total) (lbs.)	Option Weight	(Front/Total) (lbs.)
REAR DIFFERENTIAL:		OPTIONS cont'd:	
Limited-slip Rear Axle (E-350 SRW)	(0/7)	Headliner Delete	(-2/-4)
Limited-slip Rear Axle (E-350/E-450 DRW)	(0/4)	Heater, Engine Block	(1/1)
TIRES (Add tire weight even if specified as standard equipment):		Interior-mounted Video Display	(1/1)
LT225/75R16E (DRW)	(0/0)	Jack, 2-ton Mechanical (SRW)	(-1/6)
LT245/75R16E (SRW)	(0/0)	Jack, 4-ton Hydraulic (DRW)	(-2/13)
TIRE EQUIPMENT:		License Plate Bracket, Front	(1/1)
Spare Tire (LT225/75R16E)	(-5/37)	Mirror, Exterior Delete	(0/0)
Spare Tire (LT245/75R16E)	(-6/43)	Mirror, Interior Day/Night	(1/1)
Spare Wheel	(-5/35)	Mirrors, Base Exterior — Manual with Spotter	(6/9)
PACKAGES:		Mirrors, Trailer Tow — Manual	(16/20)
Auxiliary Heater Prep Package	(5/9)	Mirrors, Trailer Tow — Power	(17/21)
Heater & A/C Prep Package	(18/21)	Radio, Premium AM/FM/with Clock	(0/0)
Heater & A/C Prep Package w/Rear Controls	(17/22)	Radio, Premium AM/FM Stereo/CD	(1/1)
Insulation Package	(1/1)	Radio, AM/FM Stereo/CD with Voice-activated Navigation and HD Radio™	(1/1)
Power Windows/Locks Group	(9/13)	Radio, Delete	(-3/-4)
Seat Prep Package — Driver Only	(-27/-44)	Rear View Camera	(1/1)
Seat Prep Package — Driver and Passenger	(-57/-95)	Remote Keyless Entry System	(1/1)
Trailer Tow (Class I)	(1/2)	Running Boards	(13/27)
OPTIONS:		Seat, Power Driver's	(6/10)
A/C — Delete	(-51/-49)	Seat Delete, Passenger	(-47/-77)
Airbag, Passenger Delete	(-9/-11)	Spacers, Alternate Pattern Frame (138" WB)	(-2/165)
Airbag, Passenger Cutoff Switch	(1/1)	Spacers, Alternate Pattern Frame (158" WB)	(25/165)
Alternator, Extra-heavy-duty	(3/3)	Spacers, Alternate Pattern Frame (176" WB)	(42/165)
Battery, Heavy-duty/Auxiliary (Gas)	(29/67)	Spacers, Standard Pattern Frame, Not Included (138" WB)	(8/129)
Brakes, Anti-spin Traction	(-1/-2)	Spacers, Standard Pattern Frame, Not Included (158" WB)	(8/129)
Bumper, Chrome Front	(5/4)	Spacers, Standard Pattern Frame, Not Included (176" WB)	(44/147)
Captain's Chairs, without Trim	(-3/-5)	Speakers, 4	(3/4)
Carpeting — Front (Gas)	(5/8)	Speakers, 6	(6/8)
Console, Engine Cover Delete	(-9/-11)	Speakers, Less	(-3/-4)
Crew Chief	(1/1)	Sun Visor Delete	(-1/-2)
Cruise Control	(2/2)	Trailer Brake Controller	(2/2)
Door Delete, RH (138" WB)	(-58/-82)	Transmission PTO Provision	(5/7)
Door Delete, RH (158" WB)	(-61/-82)	Upfitter Switch Pack	(2/2)
Door Delete, RH (176" WB)	(-63/-82)	Wheels, 16" x 7" Forged Aluminum	(-26/-52)
Floor Covering Delete	(-6/-9)	Wheels, Aluminum Hubcaps	(2/4)
Frame Pucks	(3/6)	Wheels, Sport Wheel Covers	(2/4)
Fuel Tank, 40-gallon (Gas) E-450	(18/-107)	Subtotal: (Front/Total)	___/___
Fuel Tank, 40-gallon (Diesel) E-450	(21/-122)	Plus Subtotal: (From 1st Column)	___/___
Fuel Tank, 55-gallon (Gas) E-350	(-18/107)	Line A) Total Actual Option Content Weight: (Front/Total)	___/___
Fuel Tank, 55-gallon (Diesel) E-350	(-21/122)		
Headlamps, Halogen Aerodynamic	(4/3)		
Subtotal: Front/Total	___/___		

Truck Payload

Truck Payload

Actual Regular Production Option Content Weights cont'd

2016

TRANSIT CONNECT

Option Weight	(Front/ Total) (lbs.)	Option Weight	(Front/ Total) (lbs.)
KEY OPTIONS:		KEY OPTIONS:	
Active Grille Shutter System	(5/4)	Seat Pack 32 (Van)	(2/4)
Aircraft-style Mid-vehicle Overhead Storage	(3/7)	Seat Pack 34 (Wagon LWB)	(1/1)
Aircraft-style Rear Overhead Console	(-1/9)	Seat Pack 35 (Wagon SWB)	(1/1)
Automatic Headlamps with Wiper Activation	(1/2)	Seat Pack 38 (Wagon)	(7/13)
Cornering Fog Lamps	(0/0)	Starter Equipment (-29C)	(7/6)
Daytime Running Lamps	(0/0)	Steering Wheel, 4-spoke Leather-wrapped	(1/1)
Defrost Package	(-1/6)	Trailer Module and Connector	(0/0)
Dual-zone Electronic Automatic Temperature Control	(3/2)	Trailer Towing Hitch – Package	(-7/25)
Engine Block Heater	(1/1)	XLT Package	(2/3)
Fixed 2nd-row Left-hand Side Window – SWB	(1/6)		
LWB	(2/6)		
Fixed 2nd-row Right-hand Side Window – SWB	(1/6)		
LWB	(2/6)		
Fixed Rear Window	(-6/20)		
Ford Telematics™ powered by Telogis®	(2/3)		
Forward and Reverse Sensing Systems	(0/0)		
Front License Plate Brackets	(0/0)		
Full Bulkhead – Steel	(13/49)		
Panoramic fixed-glass Vista Roof	(14/34)		
Perimeter Anti-Theft Alarm	(0/1)		
Power Adjust/Fold Heated Exterior Mirror	(1/2)		
Quickclear™ Windshield Defroster	(2/3)		
Rear Cargo Floor Covering, Vinyl – SWB	(0/18)		
LWB	(2/21)		
LWB 3rd-row	(4/26)		
Rear Window Wiper/Washer	(-1/6)		
Roof Rails – SWB	(3/13)		
LWB	(4/14)		

TRANSIT – TABLE “C” SEATING WEIGHTS

Model (WB)	Roof Height	Rows of Seats	Number of Passengers	Seating Configurations	Base Curb Weight (Front/Total) (lbs.)
Van (RWB)	Low	1	2	• Std. front bucket • Opt. driver seat only (passenger seat delete)	2788/4866 (-29/-39)
	Medium	1	2	• Std. front bucket • Opt. driver seat only (passenger seat delete)	2816/4998 (-29/-39)
Van (LWB)	Low	1	2	• Std. front bucket • Opt. driver seat only (passenger seat delete)	2838/4991 (-29/-39)
	Medium	1	2	• Std. front bucket • Opt. driver seat only (passenger seat delete)	2944/5143 (-29/-39)
	High	1	2	• Std. front bucket • Opt. driver seat only (passenger seat delete)	2965/5226 (-29/-39)
Van (LWB EL)	High	1	2	• Std. front bucket • Opt. driver seat only (passenger seat delete)	2822/5429 (-29/-39)
Wagon (RWB)	Low	3	8	• Std. front bucket and 2, 3-passenger benches	2900/5488
		4	10	• Std. front bucket; 1, 2-passenger bench; 2, 3-passenger benches	2890/5592
	Medium	3	8	• Std. front bucket and 2, 3-passenger benches	2927/5595
		4	10	• Std. front bucket; 1, 2-passenger bench; 2, 3-passenger benches	2917/5705
Wagon (LWB)	Low	4	12	• Std. front bucket; 1, 3-passenger bench; 1 individual seat; 1, 2-passenger bench; 1, 4-passenger bench	3105/6034
		5	15	• Std. front bucket; 1, 3-passenger bench; 2 individual seats; 2, 2-passenger benches; 1, 4-passenger bench	3087/6206
	Medium	4	12	• Std. front bucket; 1, 3-passenger bench; 1 individual seat; 1, 2-passenger bench; 1, 4-passenger bench	3135/6134
		5	15	• Std. front bucket; 1, 3-passenger bench; 2 individual seats; 2, 2-passenger benches; 1, 4-passenger bench	3117/6306
		4	12	• Std. front bucket; 1, 3-passenger bench; 1 individual seat; 1, 2-passenger bench; 1, 4-passenger bench	3155/6224
	High	5	15	• Std. front bucket; 1, 3-passenger bench; 2 individual seats; 2, 2-passenger benches; 1, 4-passenger bench	3137/6396
		High	5	15	• Std. front bucket; 1, 3-passenger bench; 2 individual seats; 2, 2-passenger benches; 1, 4-passenger bench

Truck Payload

Actual Regular Production Option Content Weights cont'd

2016

TRANSIT VAN

Option Weight	(Front/ Total) (lbs.)	Option Weight	(Front/ Total) (lbs.)
TIRES:		OPTIONS cont'd:	
Full-size spare tire and wheel delete (DRW) (-9/-61)		Lighting, front map	(1/0)
195/75R16 (DRW)		Mirror, exterior long-arm power	(6/6)
235/65R16 (SRW)		Mirror, exterior long-arm power, heated, signal	(5/5)
PACKAGES:		Mirror, exterior short-arm power, heated	(5/5)
Ambulance Prep Package – Van		MyKey	
Auxiliary Heater/AC Prep Package	(11/15)	Navigation System, voice-activated	
CNG/LPG Gaseous Engine Prep Package		Radio, delete	
Exterior Upgrade Package		Radio Prep Package	
Heavy-Duty Trailer Tow Package (150)	(-19/60)	Rear view camera	(-1/3)
	(250 LWB) (-17/60)	Remote Start System	
	(LWB-EL) (-29/60)	Reverse Sensing System	(0/3)
Interior Upgrade Package	(2/10)	Running Board, Passenger-side (hinged door only) – (RWB)	(10/29)
Load Area Protection Package			(13/29)
Modified Vehicle Wiring System	(-1/2)	Running Boards (dual side cargo door only)	(24/60)
Premium Group		Seating Arrangement (Enter weight from Table "C")	
Smoker's Package	(0/0)	Seat, driver 2-way manual	
White Painted DRW Package	(1/4)	Seat, driver 10-way power	(3/4)
OPTIONS:		Seat, driver/front-passenger 2-way manual	
4.2" LCD productivity screen		Seat, front-passenger 10-way power	(3/4)
110-volt AC outlet	(2/2)	Seat, driver 10-way power and front-passenger 2-way manual	
Air conditioning, front/rear	(19/26)	SecuriCode keyless entry keypad	
Alarm, backup		SecuriLock Passive Anti-Theft System	(1/0)
Alarm, Perimeter Anti-Theft	(1/1)	Speakers, 6	(2/3)
Alternator, Heavy-duty	(5/4)	Stowage rails	
Audio Package 19		SYNC	
Audio Package 20		SYNC 3	
Audio Package 21		Trailer brake controller	
Audio Package 22		Upfitter switches, user-defined	(1/1)
Audio Package 28		Visors, dual illuminated	(1/1)
Battery, dual heavy-duty 70 amp/hr. (std. with diesel engine)	(35/47)	Wheels, 16" steel with full covers	(3/6)
Bracket, front license plate		Window, rear defroster	(-1/2)
Cruise control	(3/3)	Windows, Fixed 2nd-row	(7/20)
Door, dual sliding cargo	(31/68)	Windows, Flip-open 2nd-row	(2/4)
Door, sliding passenger-side		Windows, Fixed 3rd-row	(2/10)
Door glass, fixed		Windows, Fixed 4th-row	(-1/6)
Engine, 3.2L Power Stroke diesel	(TBD/TBD)	Windows, Flip-open 4th-row	(-1/4)
Engine, 3.5L EcoBoost (SRW)	(TBD/TBD)	Subtotal: Front/Total	___/___
Floor covering, all-weather floor mats	(4/4)	Plus Subtotal: From 1st Column (Line A)	___/___
Floor covering, cargo area floor mat		Total Actual Option Content Weight:	___/___
Floor covering, front carpet	(7/8)	Front/Total	___/___
Floor covering, front/rear vinyl	(7/35)		
Floor covering, spray-in cargo floor liner			
Ford Telematics powered by Telogis®			
Front Passenger Seat Delete (deletes passenger front airbag)	(-27/-39)		
Heater, engine block	(3/3)		
Lane-Keeping Alert with Driver Alert	(2/3)		
Subtotal: Front/Total	___/___		

2016

Truck Payload

Actual Regular Production Option Content Weights cont'd

TRANSIT WAGON

Option Weight	(Front/Total) (lbs.)
TIRES :	
195/75R16 (DRW)	
235/65R16 (SRW)	
PACKAGES:	
Auxiliary Heater/AC Prep Package	(11/15)
Builders Prep Package	
CNG/LPG Gaseous Engine Prep Package	
Heavy-Duty Trailer Tow Package – (RWB)	(-19/60)
(LWB)	(-18/60)
(LWB-EL)	(-29/60)
Modified Vehicle Wiring System	(-1/-2)
RV Prep Package (XLT)	
Smoker's Package	(0/0)
White Painted DRW Package	(1/4)
OPTIONS:	
4.2" LCD productivity screen (XL)	
110-volt AC outlet	(2/2)
Air conditioning, front/rear	(19/26)
Airbag, front-seat side	(2/3)
Airbag, Safety Canopy System side-curtain	(2/3)
Alarm, backup	
Alarm, Perimeter Anti-Theft	(1/1)
Alternator, Heavy-duty	(5/4)
Audio Package 19 (XL)	
Audio Package 20	
Audio Package 21	
Audio Package 22	
Audio Package 28	
Battery, dual heavy-duty 70 amp/hr. (std. with diesel engine)	(35/47)
Bracket, front license plate	
Cruise control (XL)	(3/3)
Door, sliding passenger-side	
Engine, 3.2L Power Stroke diesel	
Engine, 3.5L EcoBoost	
Floor covering, all-weather floor mats (XLT)	(4/4)
Floor covering, completed carpet	(5/28)
Floor covering, delete (XLT)	
Floor covering, front carpet (XLT)	(7/8)
Floor covering, front/rear vinyl (XLT)	(7/35)
Ford Telematics™ powered by Telogis®	
Heater, engine block	(3/3)
Lane-Keeping Alert with Driver Alert	(2/3)
Mirror, exterior long-arm power	(6/6)
Mirror, exterior long-arm power, heated, signal	(5/5)
Subtotal: Front/Total	___/___

Option Weight	(Front/Total) (lbs.)
OPTIONS cont'd:	
Mirror, exterior short-arm power, heated	(5/5)
Mirror, manual	(3/3)
MyKey	
Navigation System, voice-activated	
Radio Prep Package	
Rear view camera	(-1/3)
Remote Start System	
Reverse Sensing System	(0/3)
Running Boards (Sliding Passenger-side door only) – (RWB)	(10/29)
(LWB)	(13/29)
Seating Arrangement (Enter weight from Table "C")	
Seat, driver 10-way power (XL)	(3/4)
Seat, driver/front-passenger 2-way manual (XL)	
Seat, front-passenger 10-way power (XLT)	(3/4)
Seat, driver 10-way power and front-passenger 2-way manual	
Seating, 4th-row 4-passenger Bench	(10/188)
Seating, 5th-row Bench	(-32/210)
SecuriCode keyless entry keypad	(1/10)
SecuriLock Passive Anti-Theft System	
SYNC	
SYNC 3	
Trailer brake controller	(2/2)
Upfitter switches, user-defined	(1/1)
Visors, dual illuminated (XL)	(1/1)
Window, rear defroster	(-1/2)
Wheels, 16" steel with full covers (XL)	(3/6)
Windows, all-around w/ 2nd-row driver/passenger-side flip-open glass	(2/4)
Windows, all-around w/ 2nd-row driver/passenger-side flip-open glass, 4th-row flip-open glass	(-1/4)
Windows, all-around w/ 2nd-row driver-side flip-open glass, fixed 60/40 door glass	(2/4)
Subtotal: Front/Total	___/___
Plus Subtotal: From 1st Column (Line A)	___/___
Total Actual Option Content Weight: Front/Total	___/___

Truck Payload

Truck Payload

Actual Regular Production Option Content Weights cont'd

2016

TRANSIT CUTAWAY

Option Weight	(Front/ Total) (lbs.)
TIRES:	
195/75R16 (DRW)	
235/65R16 (SRW)	
PACKAGES:	
Ambulance Prep Package – Cutaway	
Auxiliary Heater/AC Prep Package	(11/15)
CNG/LPG Gaseous Engine Prep Package	
Exterior Upgrade Package	
Interior Upgrade Package	
Motorhome Prep Package	
Multi-functional School Activity Bus (MFSAB) Prep Package	
Premium Group	
School Bus Prep Package	
Shuttle Bus Prep Package	
Smoker's Package	(0/0)
OPTIONS:	
4.2" LCD productivity screen	
110-volt AC outlet	(2/2)
Airbag, front-seat side	(2/3)
Airbag, Safety Canopy System side-curtain	(2/3)
Alarm, backup	
Alternator, Heavy-duty	(5/4)
Audio Package 19	
Audio Package 20	
Audio Package 21	
Audio Package 22	
Audio Package 28	
Battery, dual heavy-duty 70 amp/hr. (std. with diesel engine)	(35/37)
Bracket, front license plate	
Cruise control	(3/3)
Door, right-hand door delete	
Engine, 3.2L Power Stroke diesel	(TBD/TBD)
Floor covering, all-weather floor mats	(4/4)
Floor covering, delete	
Floor covering, front carpet	(7/8)
Ford Telematics™ powered by Telogis®	
Heater, engine block	(3/3)
Integrated Trailer Brake Controller	(2/2)
Lane-Keeping Alert with Driver Alert	(2/3)
Lighting, front map	(1/1)
Subtotal: Front/Total	___/___

Option Weight	(Front/ Total) (lbs.)
OPTIONS cont'd:	
Mirror, exterior long-arm power	(6/6)
Mirror, exterior long-arm power, heated, signal	(5/5)
Mirror, exterior short-arm power	(6/6)
Mirror, exterior short-arm power, heated	(5/5)
MyKey	
Navigation System, voice-activated	
Radio, delete	
Radio Prep Package	
Remote Start System	
Seating Arrangement (Enter weight from Table "C")	
Seat, driver 2-way manual	
Seat, driver 10-way power	(3/4)
Seat, driver/front-passenger 2-way manual	
Seat, front-passenger 10-way power	(3/4)
Seat, driver 10-way power and front-passenger 2-way manual	
SecuriCode keyless entry keypad	
SecuriLock Passive Anti-Theft System	
Speakers, 4	(1/1)
SYNC	
SYNC 3	
Trailer brake controller	(2/2)
Upfitter switches, user-defined	(1/1)
Visors, dual illuminated	(1/1)
Wheels, 16" steel with full covers	(3/6)
Subtotal: Front/Total	___/___
Plus Subtotal: From 1st Column (Line A)	___/___
Total Actual Option Content Weight: Front/Total	___/___

2016

Truck Payload

Actual Regular Production Option Content Weights cont'd

TRANSIT CHASSIS CAB

Option Weight	(Front/ Total) (lbs.)
TIRES:	
195/75R16 (DRW)	
235/65R16 (SRW)	
PACKAGES:	
CNG/LPG Gaseous Engine Prep Package	
Exterior Upgrade Package	
Interior Upgrade Package	
Premium Group	
Smoker's Package	(0/0)
OPTIONS:	
4.2" LCD productivity screen	
110-volt AC outlet	(2/2)
Airbag, front-seat side	(2/3)
Alarm, backup	
Alternator, Heavy-duty	(5/4)
Audio Package 19	
Audio Package 20	
Audio Package 21	
Audio Package 22	
Audio Package 28	
Battery, dual heavy-duty 70 amp/hr. (std. with diesel engine)	(35/47)
Bracket, front license plate	
Cruise control	(3/3)
Engine, 3.2L Power Stroke diesel	
Floor covering, all-weather floor mats	(4/4)
Floor covering, front carpet	(7/8)
Ford Telematics™ powered by Telogis®	
Heater, engine block	(3/3)
Lane-Keeping Alert with Driver Alert	(2/3)
Lighting, front map	
Mirror, exterior long-arm power	(6/6)
Mirror, exterior long-arm power, heated	(5/5)
Mirror, exterior short-arm power	
Mirror, exterior short-arm power, heated, signal	(5/5)
MyKey	
Navigation System, voice-activated	
Radio, delete	
Radio Prep Package	
Remote Start System	
Subtotal: Front/Total	___/___

Option Weight	(Front/ Total) (lbs.)
OPTIONS cont'd:	
Seating Arrangement (Enter weight from Table "C")	
Seat, driver/front-passenger 2-way manual	
Seat, driver/front-passenger 10-way power	(3/4)
Seat, driver 10-way power and front-passenger 2-way manual	
Front Passenger Seat Delete (deletes passenger front airbag)	(-27/-39)
SecuriCode keyless entry keypad	
SecuriLock Passive Anti-Theft System	
SYNC	
SYNC 3	
Tool Kit	(6/9)
Trailer brake controller	(2/2)
Upfitter switches, user-defined	(1/1)
Visors, dual illuminated	(1/1)
Wheels, 16" steel with full covers	(3/6)
Subtotal: Front/Total	___/___
Plus Subtotal: From 1st Column (Line A)	___/___
Total Actual Option Content Weight:	___/___
Front/Total	___/___

Truck Payload



Retailer Education & Training

© Copyright 2015 by Ford Motor Company. Information contained herein is intended for use by dealership personnel to inform customers. Specifications and descriptions contained within are based upon the most current information available at the time of release.

esourcebook.dealerconnection.com

RE&T: 2016 Source Book

August 2015